



525 SUITE  
LANGFORD LOUVRE  
WINDOW

The modern Louvre window allows for clear and uninterrupted views and the greatest flow of air of any window on the market. This makes it ideal for natural cooling in warmer weather.



## PRODUCT FEATURES

Custom made sizes to suit your requirement's.

Airflow control is easily achieved by varying the pitch of the blades with easy to operate handles. Handles are available with colour match clips and left or right hand operators.

The louvre window can be fitted with glass, including obscure, timber or aluminum blades. The external flyscreen is integrated into the frame and can be supplied with security screens.

Key locks, ring pull handles or electric operators for highlight windows are optional inclusions.

A custom design raked head louvre, with no transom is available. Making them a great choice for highlight glazing following the pitch of a roofline.

For further information please contact the office

LANGFORD WINDOWS | 12 Mitchell Rd, Cardiff | [sales@langfordwindows.com.au](mailto:sales@langfordwindows.com.au) | (02) 4953 5000




PRODUCT OPTIONS

ENERGY



The following table lists some of the typical WERS rated glass and frame combinations for this window type. For a complete list of all rated glass and frame combinations please contact the office

Glass Type	COOLING	HEATING	U Value	SHGC
6mm Clear	22%	17%	6.2	0.64
6mm Grey	37%	8%	6.2	0.45
6mm Low E Clear	38%	33%	4.6	0.54
6mm Low E Neutral			4.5	0.41

GENERAL	HARDWARE			WEATHER
<u>Max window height</u> 3014 <u>Max window width</u> 900 per bay <u>Max glass thickness</u> 6mm <u>Frame depth</u> 135mm	 Slimline Handle	 Standard Handle (optional)	 Key Lock (optional)	<u>Max water rating</u> 300Pa

For further information please contact the office