



704 SUITE  
LANGFORD SLING  
AND STACKING  
DOORS

The Langford commercial sliding and stacking doors are a high performance architectural door available in a range of configurations. The superior weather rating sees this door in the most exposed locations.



## PRODUCT FEATURES

Custom made sizes to suit your requirement's. The architectural frame gives the door a high wind and water rating. A large variety of combinations are available including 4 door (1 fixed 3 sliding), cavity sliding and corner opening without a center post.

These doors are easily flyscreen with stacking screens or Centor retractable screens. They are designed to carry a variety of glass types for sound and temperature control, including double glazed.

All doors come with key locks as standard with a variety of lock options and hardware colours including stainless steel or colour match powdercoat and recess options.

The sills can be recessed into the floor to create a seamless flow from inside to out.

A range of different options are available in this suite including bottom rolling and top hung doors, and can have their rails recess so that only the glass is visible so a completely seamless look.

For further information please contact the office

LANGFORD WINDOWS | 12 Mitchell Rd, Cardiff | [sales@langfordwindows.com.au](mailto:sales@langfordwindows.com.au) | (02) 4953 5000





PRODUCT OPTIONS

ENERGY



The following table lists some of the typical WERS rated glass and frame combinations for this window type. For a complete list of all rated glass and frame combinations please contact the office

Glass Type	U Value	SHGC
6mm Clear	6.2	0.66
6mm Grey	6.2	0.49
6.38mm Comfort Plus Clear	4.4	0.54
6.38mm Comfort Plus Neutral	4.5	0.41
Double Glazed Clear - Clear / air / Clear	4.1	0.58
Double Glazed Low E - Clear / air / Low E clear	3.7	0.42

GENERAL	HARDWARE	WEATHER
<p><u>Max window height</u> 3000</p> <p><u>Max window width</u> Configuration dependent</p> <p><u>Max glass thickness</u> 24mm</p> <p><u>Frame depth</u> Configuration dependent</p>	<div></div> <p>Ando 2pt Lock    Ando SlimLine 2pt (optional)    ICON Stainless Steel D pull (optional)    ICON Stainless Steel Recess (optional)</p>	<p><u>Max water rating</u> 600Pa</p>

For further information please contact the office